Free hotline:
4006-041-888

CREATOR®

GuangZhou(Headquarters)
Address: 3/F, Bldg 5, Guangzhou Scientech Park, No.9, Lanyu 4th St., KaiFa Avenue, Economic & Technological Development Zone, Guangzhou, China
Tel :（+86 20）8220 8736(Direct)
Fax :（+86 20）8221 9744
Email: creator@creator.com.cn
Website: www.creator1997.com

The product info is subject to change without notice.
Data number:AV16D1601

CREATOR®

Audio/Visual Solution Provider & Manufacturer

2016-2017 CONTROL SYSTEM Brochure

CONTROL SYSTEM

CREATOR CORPORATION (CHINA)

MENU

A Programmable Central Controller Series

High performance network programmable controller CR-PGMⅢ 03
Programmable controller CR-PGM Ⅱ 05
Advanced central control system software of ThinkControl 07
Advanced multimedia touch screen software of ThinkDraw 08

B Programmable Touch Screen Series

8 inch WiFi PIP programmable touch screen CR-WiFi G7S 11
8 inch flush-mounted wired PIP programmable touch screen CR-LAN G7S 13
21.5 inch wired PIP programmable touch screen CR-G21HD 15
4.3 inch wallplate touch screen MT-430W 17

C Peripheral Equipment Series

Power controller CR-POWER-8Ⅲ 21
Power controller CR-POWER8Ⅳ 23
Light dimmer CRLITE-4B 25
Volume controller CR-VOLⅢ 27
Programmable 8-way serial port controller CR-UART8 29
RF wireless receiver CRRFA-ⅢS 31
HD audio video transmitter CR-HDMI-PIP 33
4 channels sensor CR-MTSS4 35
4/9 keys wall panel CRWM-4/9 37

A

CREATOR®

Audio/Visual Solution Provider & Manufacturer

Programmable Central Controller Series

CR-PGMIII

High performance network programmable controller

CR-PGMIII

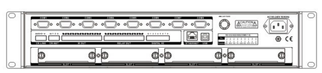

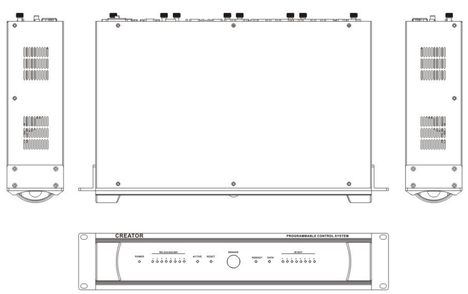

Size（mm）:
483. 0(L)X260. 0（W)X88. 1（H）

Product overview

CR-PGMIII is a network communication controller as a result of CREATOR's independent research and development. The frequency of 32 bit embedded processor is up to 667MHz, with ARM11CPU, 256M RAM, 1G Flash memory.

Features

- ARM11 CPU, 256M ram, 1G Flash memory.
- Using 32 bit embedded processor with 667M frequency.
- 8 independent programmable infrared transmission interfaces, support controlling many sets of the same or different infrared equipments.
- 8 independent programmable RS-232/422/485 control interfaces, user programmable Multiple control protocols and codes.
- 8 weak relay interfaces.
- 8 digital input / output IO interfaces.
- Two kinds of network communication: CR-LINK, CR-NET, Ethernet.
- USB2.0 programming interface.
- Embedded infrared learning device, convenient debugging and maintenance.
- Support local and remote control.
- The international general wide voltage (AC100 - 240V), can be wildly applied in any countries and regions.

Specifications

The parameter name	CR-PGMIII
Memory	256M DDR-RAM,1G FLASH
CR-NET, CR-LINk and Ethernet (TCP/IP)	Yes
Infrared independent emission port	8
Digital I/O port	8
Weak current relay interface	8
RS-232/422/485 serial communication	8
The USB interface	1
Extension socket	Yes
Grounding hole	Yes
Weight	About 4.5KG
Power waste	5W
Power supply	Adaptive AC100-240V

System connection diagram

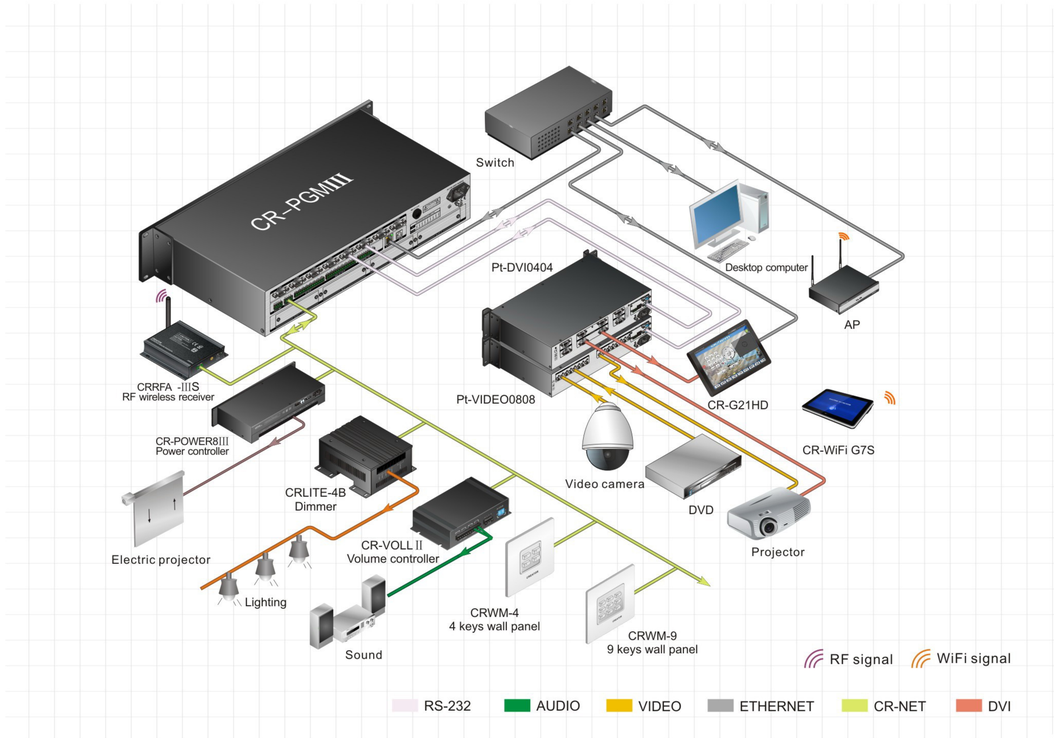

Expansion card introduction

Simulation card CR-AD3

The CR-AD3 analog card is used for the function expansion of CR-PGMIII programmable controller. It increases the positive and negative voltage output function for CR-PGMIII controller, and the port actual voltage value can be read.

Control card CR-DMX512

The CR-DMX512 control card is used for function expansion of CR-PGMIII programmable controller. It can add DMX512 control function to controller CR-PGMIII.

Data acquisition card CR-AD005

CR-AD005 simulation card is used for function expansion of CR-PGMIII program-mable controller. It allows CR - PGMIII controller to read sensor's actual value of voltage.

Data control card CR-DA012

CR-DA012 data control card is used for function expansion of CR-PGMIII programmable controller. It can add 8 way adjustable voltage output to controller CR-PGMIII increased, easy to control peripheral devices.

CR-PGM Ⅱ

Programmable controller

CR-PGM Ⅱ

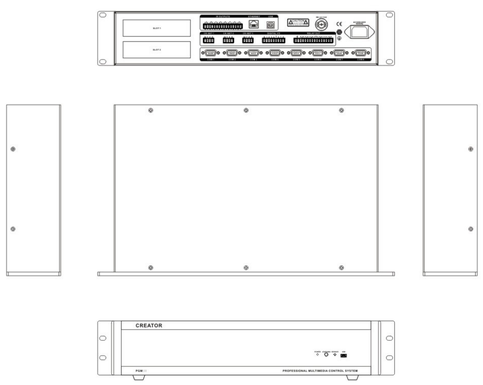

Size(mm)：
483. 0(L)X260. 0(W)X88. 1(H)

Product overview

CR-PGM Ⅱ is the new generation of main control system. Using the advanced integrated technology, it provides high speed precise control environment, a variety of programmable control interface and open user programming environment, so as to complete complex control interface programming.

CR-PGM Ⅱ has ARM7 CPU, 8M ram, 2M Flash memory. Equipped with a plurality of programmable serial, support the expansion card, terminal controlled equipment with serial, infrared, IO, digital relay interface. CR-PGM Ⅱ also provides two expansion slots for installing the expansion card. It can be installed with telephone control card, AV matrix card, soundcard and so on, more powerful than before.

Features

- 32 bit embedded processor allocation frequency reaches 210MHz, built-in 8M memory and 2M memory FLASH, can run complex logic instruction cache.
- Provide open programmable control platform, humanized Chinese operation interface and interactive control structure.
- Powerful built-in programmable interface makes programmable central control computer can control almost all of the external equipment (including the third party equipment).
- The user can establish its own infrared code database, also can download the latest infrared code from the CREATOR library website, can realize infrared logic control of pair of codes by one key.
- Support 1, 3 road CR-NET control bus, can be extended up to 32 network equipment (such as: touch screen, dimmer, power controller, volume control, etc.).
- Built-in IR learning function.
- The metal chassis design, in line with international standards, can be installed in any chassis, cabinets of 19 ".
- Through the expansion of Ethernet control interface to realize computer remote control.

Specifications

The parameter name		CR-PGM Ⅱ
Processor	CPU	32 bit Samsung ARM microprocessor
	Processing speed	210MIPS
Memory	Standard memory	8M SDRAM,2M Flash
	Extended memory	Expandable to 32M
Control port	COM port	8 male type DB9 mouth, two-way transmission of RS-232, RS-485 and RS-422 signal
	Infrared IR port	8 terminal module, 16PIN output pin
	I/O input port	8 terminal blocks, 9PIN output pin, with protection circuit, support 0-5V digital input signal
	Weak current relay port	8 terminals, 16PIN output pin, the normally open type independent relay, rated 1A/30V AC / DC
	Network interface	1 RJ11 6PIN interface, to expand the SPORT and WPORT
	CR-NET	3 terminal module, 4PIN pin, support for CR-NET control bus, provides an output power of
Expansion slot		2 multi-function expansion slots, supports all the expansion card
Computer management port		1 MINIUSB1.1 (compatible with USB2.0) interface and 1 DB9 master port (rear panel) 1 MINIUSB (compatible with 20) interface (front panel)
Specifi-cations	The static power consumption	4W
	Power supply	AC100V - 240V adaptive power supply
	Weight	About 2.8kg

System connection diagram

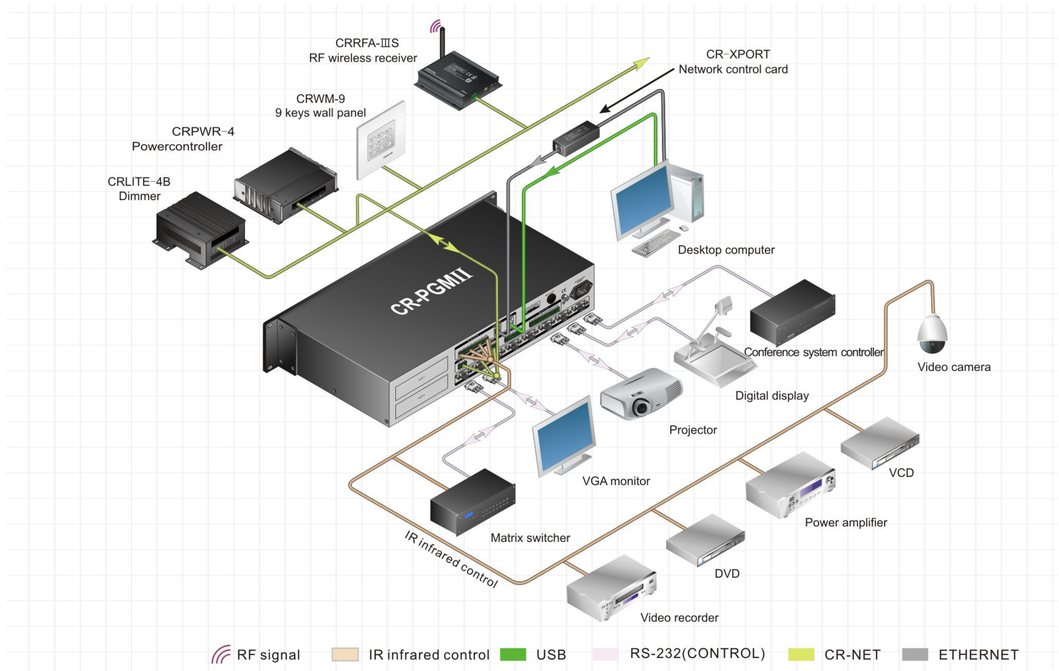

ThinkControl

Advanced central control system software

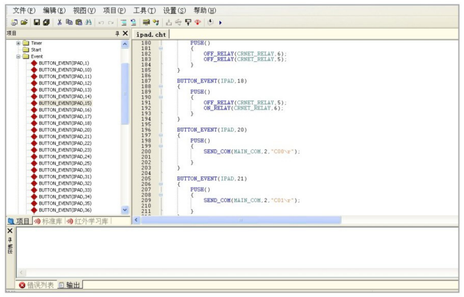

▲ Humanized operation interface

Product overview

ThinkControl is a programming software developed for CREATOR third generation programmable control host (CR-PGMⅢ), using ThinkControl software to write project file to control various electrical equipment in the CR-PGMⅢ host, and can control according to the specific logic set by the user.

```
    //收到从IPAD发出的10号按钮按下事件，执行CRNET继电器第1路ON操作
    BUTTON_EVENT(IPAD,10)
    {
        PUSH()
        {
            ON_RELAY(CRNET_RELAY,1);
        }
    }
    //收到从IPAD发出的30号按钮按下事件，执行从第4路串口发送"POWER"字符串
    BUTTON_EVENT(IPAD,30)
    {
        PUSH()
        {
            SEND_COM(MAIN_COM,4,"POWER");
        }
    }
    //收到从IPAD发出的43号按钮按下事件，执行CRNET调光器第4路光度减操作
    BUTTON_EVENT(IPAD,43)
    {
        REPEAT()
        {
            SEND_LITE(CRNET_LIGHT,4,(cr_light));
            cr_light=cr_light-2000;
            if(cr_light<0)
            {
                cr_light=0;
            }
        }
    }
```

▲ Easy to understand the rules of grammar, logic analysis is powerful and flexible

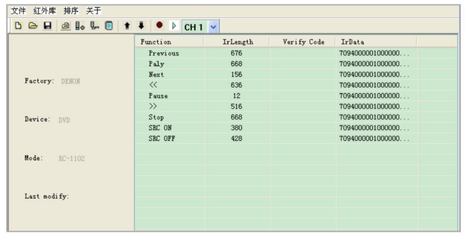

▲ Infrared learning of function keys

ThinkDraw

Advanced multimedia touch softwareof ThinkDraw

Product overview

ThinkDraw is a set of programming software designed for programmable touch screen. It is powerful, easy to use, has strong applicability and supports various photo formats, with a variety of buttons and page attribute set, can bring fashionable, novel and unique touch interface at any time for you.

▲ The main operation interface

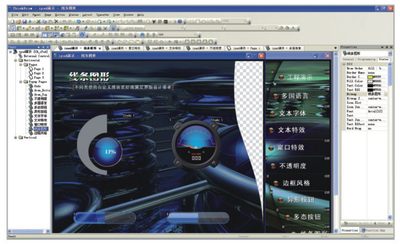

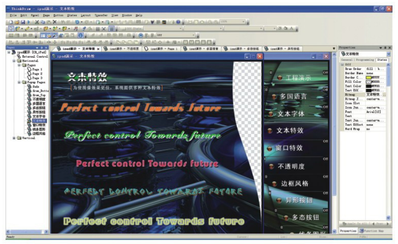

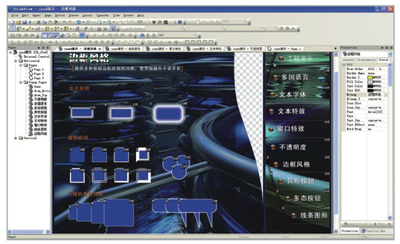

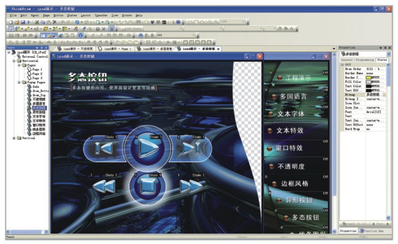

▲ A variety of button style and page attribute set

B

CREATOR®

Audio/Visual Solution Provider & Manufacturer

Programmable Touch Screen Series

CR-WiFi G7S

8 inch WiFi PIP programmable touch screen



CR-WiFi G7S

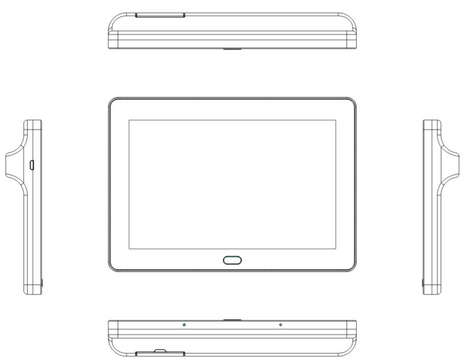

Size (mm):
206（L)X145（W)X29.8（H）

Product overview

CR-WiFi G7S programmable touch screen is a desktop wireless full-color touch screen which is compatible with CR-PGMII、CR-PGMIII programmable controller. The LCD screen it used has a high resolution to 1280*800, and the transmittance ups to 99.9%. Two built-in wireless communication module, RF433 and WiFi, can switch freely which makes the control more accurately. It's a durable, easy-to-use and rapidly respond product.

Features

- Wireless transmission distance is up to 50 m in open area.
- The 16:9 wide LCD display supports TFT full-color under all sides and resolution ups to 1280*800 .
- 99.9% high transmittance capacitive screen.
- Operation interface can be customized by the use, PNG, JPG and other commonly used image format, graphical interface support text, 3D button, polymorphism, irregular button effects.
- Simply touch screen can realize free control.
- Support handheld mobile use.
- Charged via USB.
- WiFi/RF free control mode switching.
- Support PIP.
- WiFi support bi-directional communication.

Specifications

The parameter name		CR-WiFi G7S
Processor	CPU	IMX6
Memory	RAM	256MB
	ROM	4GB
Display	Screen type	a-si TFT LCD
	Size	8.0"
	Resolution	1280×800
	Aspect ratio	16:9
	Deep color	18，256KColor
	Transparency	8 ，alpha Channel
	Brightness	400Nit(cd/m²)
	Contrast	8 00:1
	Backlight	WLED
	Visual angle	Horizontal±85° Vertical±85°
Control - touch panel	Touch screen	8.0" Resistive touch screen
	Power interface	DC 5V/1.5A Input
	The USB interface	Micro USB
Audio	Speaker	Dual channel L+R Stereo Output ，8Ω1W
Video	Quantity	1-way PIP
	Input mode	WiFi
	Range	〈30M(Open field)
Wireless	RF	433MHzBarrier-free transmission distance50m
	WiFi	2.4GHz,Barrier-free transmission distance100m
Power consumption	The static power consumption	0.0005W(5V/0.1mA)
	Maximum power consumption	5.35W(5V/1070mA)

The parameter name		CR-WiFi G7S
Battery	Capacity	3.7V/5500mAH
	Charging saturation time	5H
	Charging temperature	0℃～45℃
	Specifications	Lithium ion rechargeable battery3.7V
Specifications	Weight	About 0.5kg
The graphics engine	BITBLIT and rotating 2D graphics acceleration engine	

System connection diagram

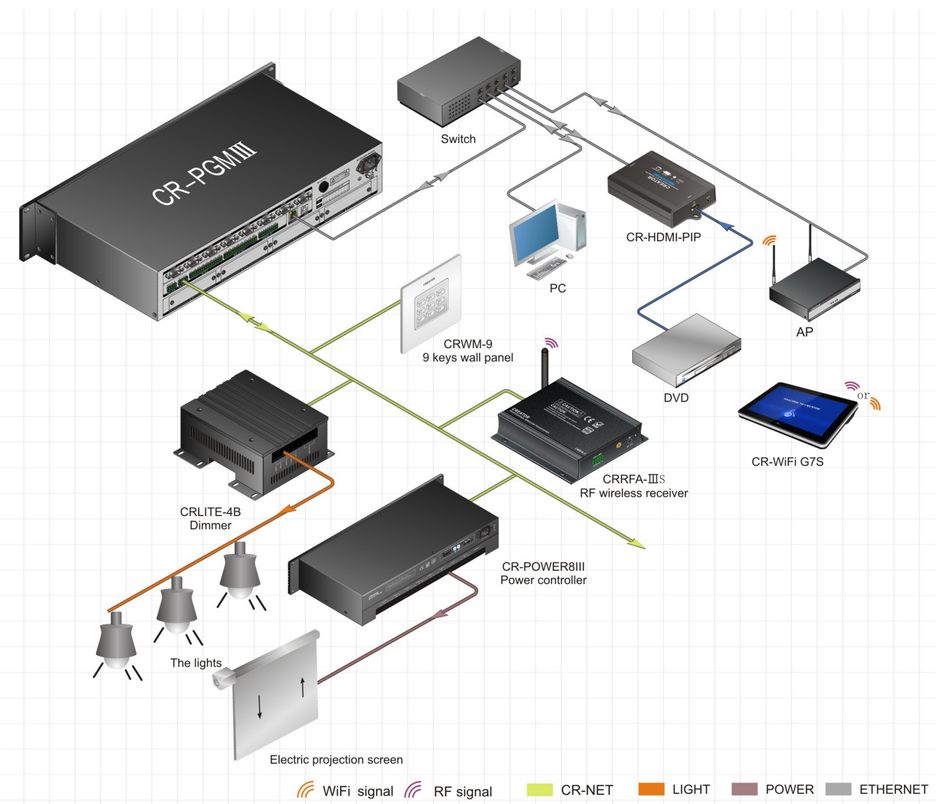

CR-LAN G7S

8 inch flush mounted wired PIP programmable touch panel

CR-LAN G7S

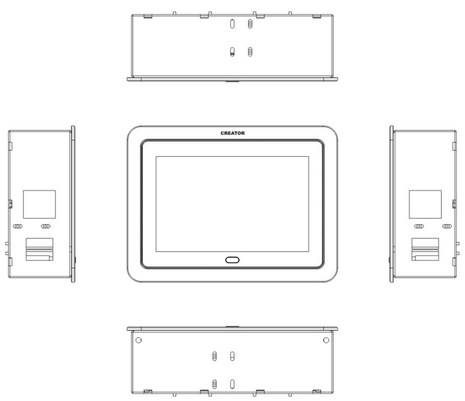

Size (mm):
237（L)X176（W)X75（H）

Product overview

CR-LAN G7S programmable touch panel is a flush-mount wired full-color touch panel which is compatible with the CR-PGMIII programmable controller. It has been equipped with a full viewing-angle LCD displayer with 1280*800 resolution, a capacitive touch screen with a 99.9% light transmittance, and a built-in 10/100M self-adaptive network chip. This enables the user to conduct all control operations at will while watching the PiP screen. It is an easy to use, solid and responsive control panel.

Features

- Support TFT true-color full viewing-angle LCD display with a resolution of 1280*800 at 16:9 aspect ratio.
- Capacitive touch screen with 99.9% light transmittance.
- Customizable UI: support all common image formats such as PNG, JPG, etc.; Text is supported on the graphic interface; Support 3D buttons, polymorphic buttons, and irregular button effects.
- Free-will control by one soft touch.
- Support Picture-in-Picture function.
- Support bi-directional control.

Specifications

The parameter name		CR-LAN G7S
Processor	CPU	IMX6
Memory	RAM	256MB
	ROM	4GB
Display	Screen type	a-si TFT LCD
	Size	8.0"
	Resolution	1280×800
	Aspect ratio	16:9
	Deep color	18，256KColor
	Transparency	8，alpha Channel
	Brightness	400Nit(cd/m²)
	Contrast	8 00:1
	Backlight	WLED
	Visual angle	Horizontal±85° Vertical±85°
Control - touch panel	Touch screen	8.0" Resistive touch screen
	Power interface	DC 5V/1.5A Input
	The USB interface	Micro USB
Audio	Speaker	Dual channel L+R Stereo Output ，8Ω1W
Video	Quantity	1-way PIP
	Input mode	Ethernet
Ethernet	RJ-45	10/100Mbps
Power consumption	Maximum power consumption	4.0W(5V/800mA)
Specifications	Weight	About 0.5kg
The graphics engine	BITBLIT and rotating 2D graphics acceleration engine	

System connection diagram

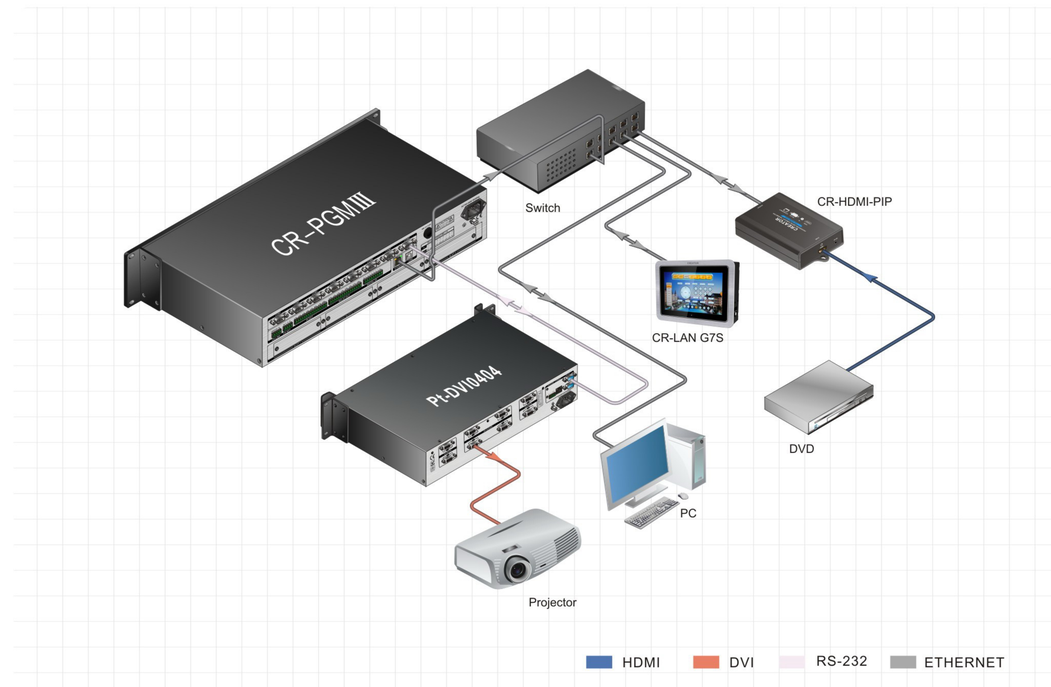

CR-G21HD

21.5 inch wired PIP programmable touch screen

CR-G21HD

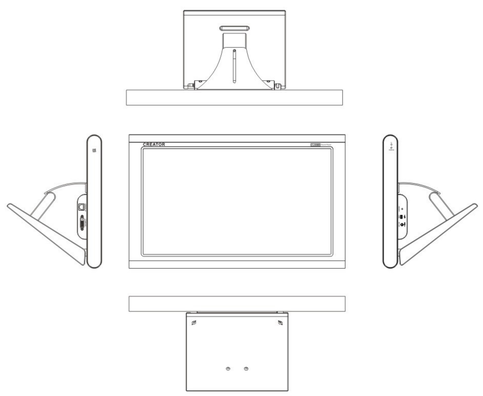

Size（mm）：
550.0（L)X340.0（W)X241.2（H）

Product overview

21.5 "HD desktop cable full color touch screen, can be compatible with CR-PGMⅢ programmable controller. Supports 16:9 high resolution color (18 bit color depth) widescreen for high clear display, has the advantages of easy to use, durable, fast reaction speed, can adjust the screen angle.

Features

- Support cable transmission.
- Support TFT true color LCD, support 16:9 high resolution color (18 bit color depth) widescreen for high clear display.
- Operation interface can be customized by the user, PNG, JPG and other commonly used image format, graphical interface support text, 3D button, polymorphism, irregular button effects, vivid and beautiful user interface.
- Simply touch screen can realize free control.
- Support pip.
- Support for bi-directional communication.

Specifications

The parameter name		CR-G21HD
Processor	CPU	S3C6410
Memory	RAM	256MB
	ROM	1GB
Display	Screen type	a-si TFT LCD
	Size	21.5"
	Resolution	1920×1080
	Aspect ratio	16:9
	Deep color	18， 16.7M Color
	Transparency	8 bit alpha channels
	Brightness	250Nit（cd/m²）
	Contrast	1000:1
	Backlight	WLED
	Visual angle	Horizontal±80°,Vertical±80°
Control - touch panel	Touch screen	Surface acoustic wave touch screen
	On/ off	The power button on/off
	The indicating light	The power indicator light：White Signal light：Orange
	Power interface	DC12V/5A Input
	The USB interface	Mini USB
Audio	Speaker	Dual channelL+R Stereo Output, 8Ω1W
Video	Quantity / signal type	1 DVI signal input
	Input mode	Wired
Wired	Internet	The RJ-45 interface
Power consumption	Maximum power consumption	24W(12V/2A)
Specifications	Weight	About 24.0 kg
Other	The graphics engine	BITBLIT and rotating 2D graphics acceleration engine

System connection diagram

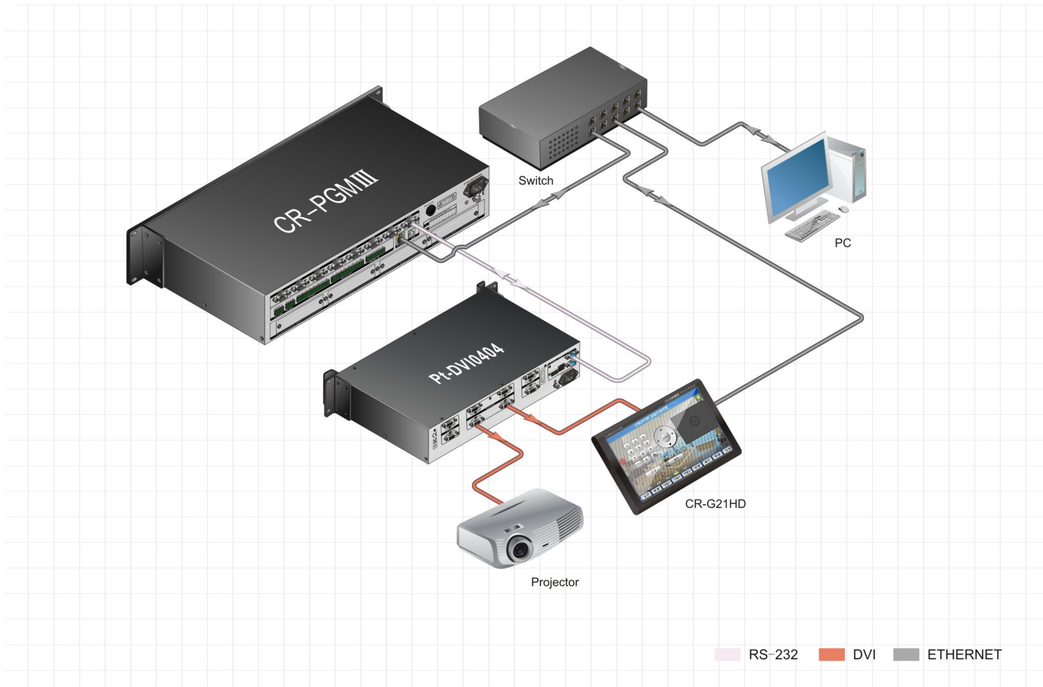

MT-430W

4.3 inch wallplate touch screen

MT-430W

Product overview

MT-430W cable touch screen is a 65K color TFTLCD display screen. The touch resolution is 480 x 272 pixels. Support "one-click" control, with the luminance sensor and infrared sensor function, can communicate with the host or external device through CR-NET four network interfaces. With CR-PGMⅡ, CR-PGMⅢ, Touch-AV and other controller can consist of a good control system.

Features

- 65K true color TFTLCD display, touch resolution of 480 x 272 pixels.
- With brightness sensor and infrared sensor function.
- Support panel button control, volume, contrast are adjustable.
- Wired control mode, can communicate with the host or external device through CR-NET four network interfaces.
- Jump page and child page display function and Chinese-English display function.
- Operation interface editable, graphical interface support images, graphics, text, 3D button, sound editable.
- With standby screen saver function: electronic calendar time display function.
- With touch screen coordinates correction function.
- Supply through the host power.

Specifications

The parameter name	MT-430W
Display mode	65K color TFT LCD
Touch screen resolution	480X272 pixels
Control mode	Wired
Touch screen size	4.3″/10.9cm diagonal
The dynamic power consumption	140mA/24V
Scope of application	Can be connected to CR-PGMⅡ, CR-PGMⅢ central control system
Communication interface	CR-NET
Memory	32M
Dimensions (mm)	170(L)X119(W)X33(H)
Weight	About 200g
External power supply	Host 24VDC power supply

System connection diagram

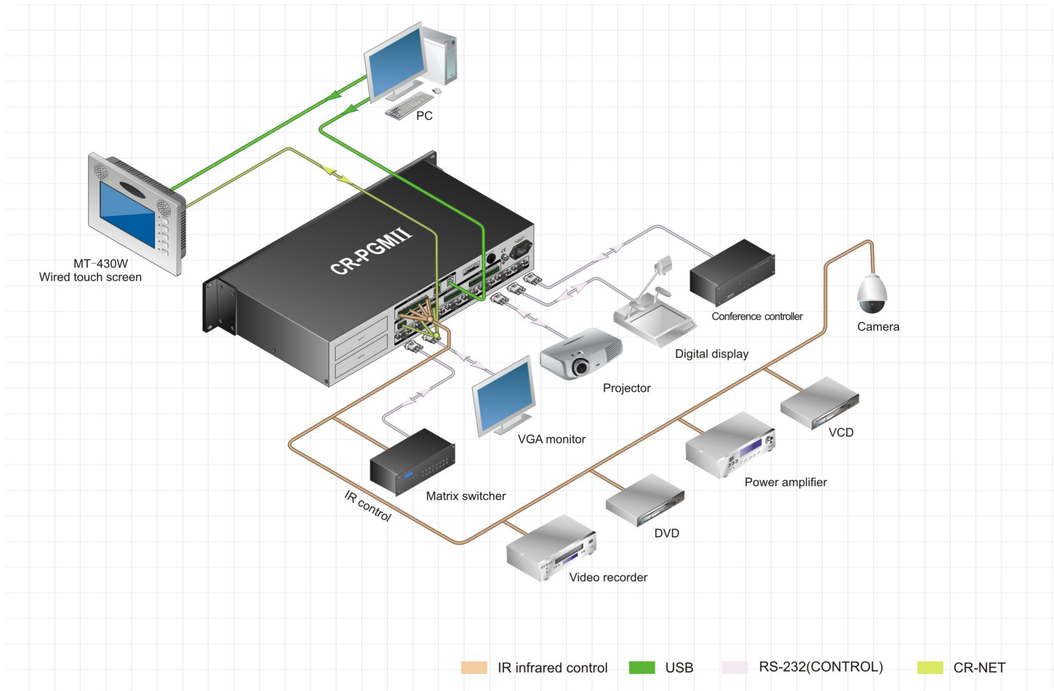

CREATOR®

Audio/Visual Solution Provider & Manufacturer

Peripheral Equipment Series

CR-POWER8III

Power controller

CR-POWER8III

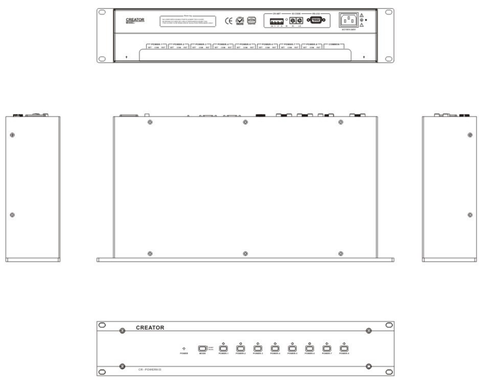

Size（mm）:
483. 0（L)X208. 0(W)X98. 0（H）

Product overview

CRPWR-8III is 8-way power supply controller, can match with programming controller or PC communication to controll a variety of peripheral equipments. As for the control of electric lighting, projection screen, electric curtains, electric power supply electric curtains and projector and other peripherals.

Features

- Provide 1 CR-NET network control interface, CR- POWER8III communicate with programmable controller through CR - NET.
- Provides 1 RS-232 interface, can control by independent PC machine, can realize simultaneous communication control on multiple CR-POWER8III.
- The nodes line can go offline, side line and other lines, beautiful and generous.
- DC24V or AC 100-240V two power modes controlled by multimedia system.
- 8 independent node control interface, each with two interface selection of normally open, closed .
- The overall indicates, support POWER power indicator, ID network connection indication, receive data indicator.
- ID CODE can adjust the network ID, and realize CR-NET network communication with programmable control system.
- Built-in optical isolation module, can guarantee the load and the host safety.
- With CR-NET and RS-232 switch button.
- Free control through the touch of a button.

Specifications

The parameter name	CR-POWER8III
Means of communication	The use of RS - 232, CR-NET bus control
Power mode	An external AC100-240 power supply office input, or DC24V power supply by CR-NET control bus
ID select	Rotate ID switch to set network ID code
Loading capacity	AC250V/10A,DC30V/10A
Switch control	8 independent power switch control
Maximum power consumption	6.2W/DC24V
Weight	About 4kg

System connection diagram

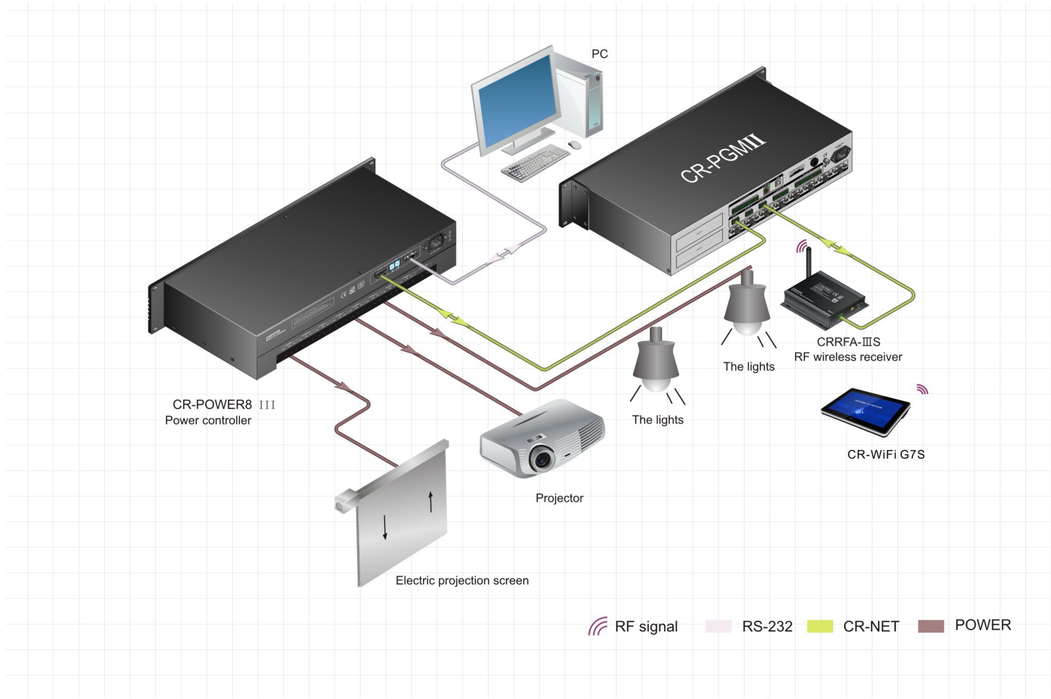

CR-POWER8IV

Power supply controller

CRPWR-8IV

Product overview

The CR-POWERIV is a 8 ways high current relay box, which works together with a main controller. It can be controlled via CR-NET, serial ports, and network bus. There are critical improvements for high current control. It can be used for LED lights, electric motors, and power supply switch, etc, and can control 10A/220V current on each way.

Features

- CR-NET, serial port, and network control.
- 8 ways control.
- CR-NET bus control, support ID settings via ID dial.

Specifications

The parament name	CR-POWER8IV
Communication method	CR-NET bus, serial port, and network
CR-NET address code	ID dial
Control ways	8
Power supply	DC12V, CR-NET bus power supply
Maximum power consumption	18W/DC12V
Single way load	AC220V/10A,DC30V/10A

System connection diagram

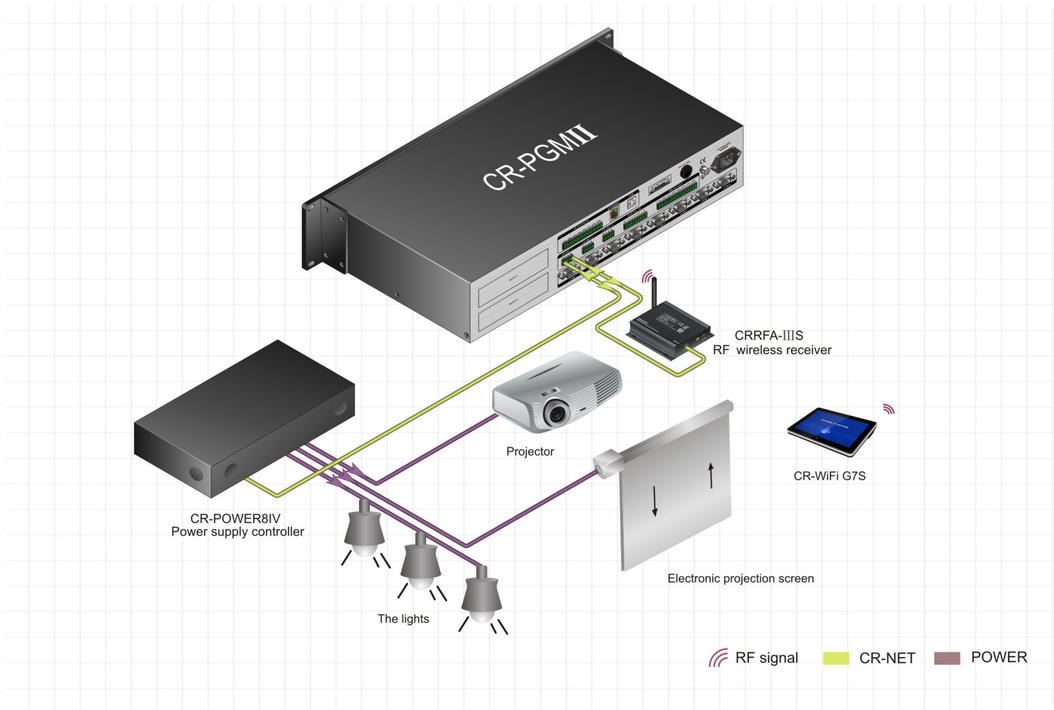

CRLITE-4B

Light dimmer

CRLITE-4B

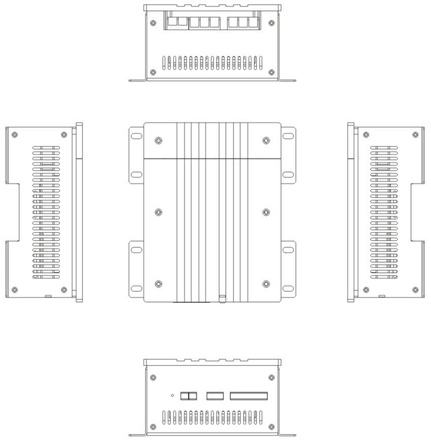

Size（mm）：
200. 0（L)X186. 0(W)X85.5（H）

Product overview

CRLITE-4B dimmer has four electric incandescent lamp dimming module to adjust brightness of incandescent lamp. The 4-way can achieve separate control, but alsocan control together. It is connected with the network interface on the computer.

Features

- 4 adjustable lighting interface.
- It can communicate with controllers like CR-PGMII, CR-PGMIII.

Specifications

The parameter name	CRLITE-4B
Power requirements	AC 220V/50Hz
Loading capacity	Single power ≤ 1500W
4 power sum	≤2000W
Weight	About 2.5Kg
The static power consumption	1.7W
ID select	Rotate ID switch to set network ID code

System connection diagram

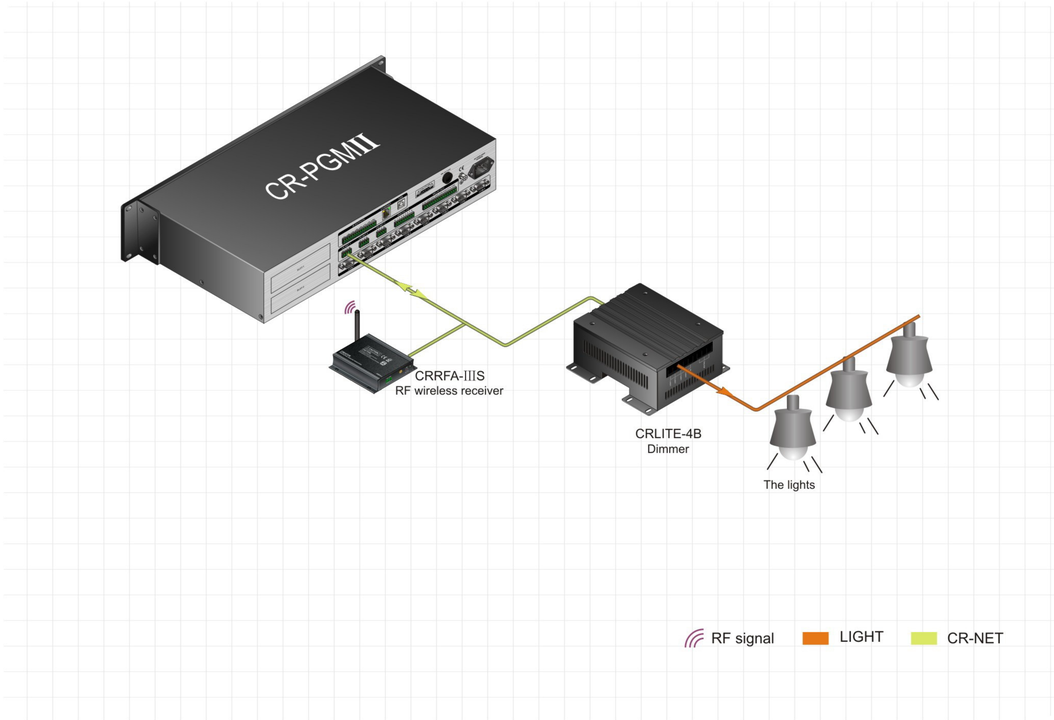

CR-MTSS4

4 ways sensor transmitter

CR-MTSS4

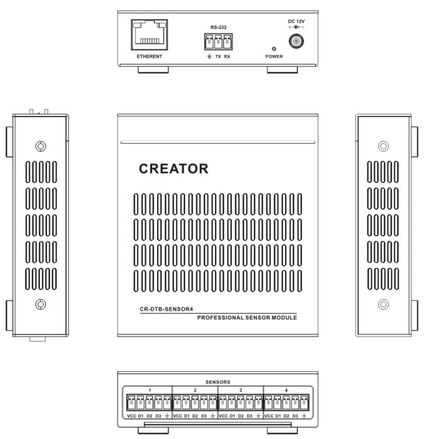

Size（mm）:
100. 0（L)X90. 0(W)X25. 0（H）

Product overview

The CR-MTSS4 is a 4 ways sensor transmitter, which works with a main controller, and can send data via serial port and network bus. It supports connections with sensors of humidity, light, smoke, and human detection. It is usually used in smart home, boardroom and some industry environment.

Features

- Serial port, network control.
- Maximally support 4 sensors.
- Serial port, network communication.

Specifications

The parameter name	CR-MTSS4
Communication methods	Serial port, network
Sensor types	Humidity, temperature, light, smoke, human detection
Simultaneously supported sensor quantity	4
Power supply	DC12V
Maximum power consumption	3W/12V

System connection diagram

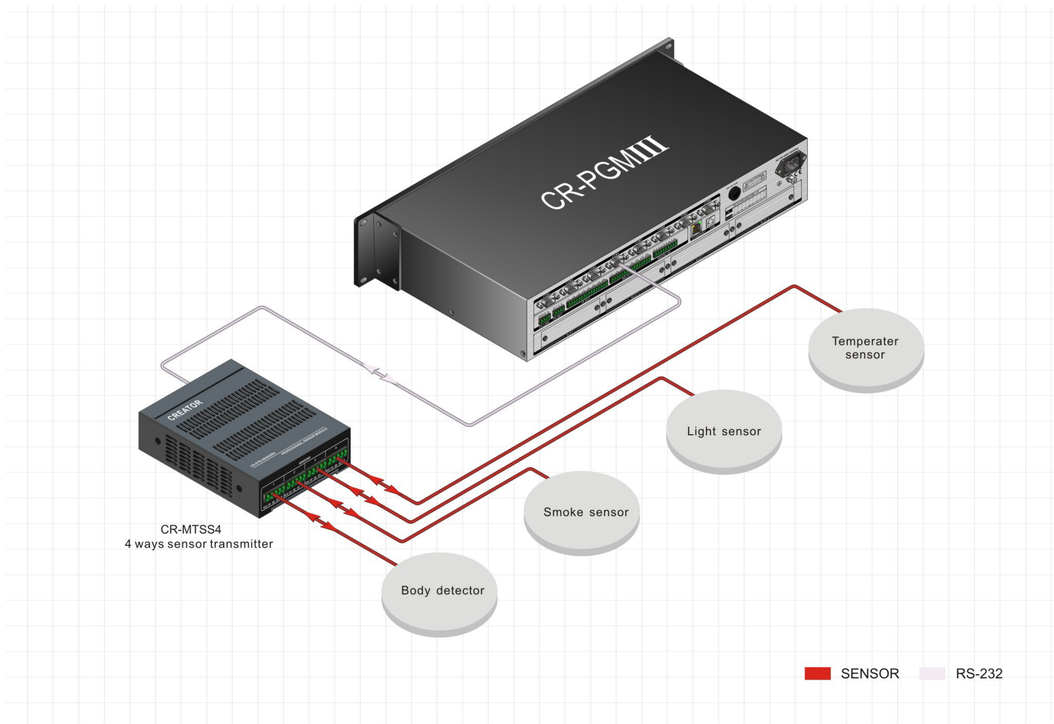

CR-UART8

Programmable 8-way serial port controller

CR-UART8

Product overview

CR-UART8 supports 8 serial splitter output, through the RS-232 communication with the controller, the controller will convert the data into the specified baud rate and output them from the corresponding COM1 to COM8 output ports.

Features

- With RS-232 interface, used for communication with the controller.
- Eight output ports COM1-COM8 and RS-232 output port for signal output.
- CR-NET interfaces,controller is used to control the connection.
- With signal lamp.
- Support ID code set.
- DC12V power supply.
- The controller can be installed in any standard 19 inch rack.

Specifications

The parameter name	CR-UART8
Quiescent current	26mA
The static power consumption	0.85W
Work environment	-10°C ~ 60°C
Working current	35mA
The input power	DC8V,DC24V
Size（mm):	480(L)×128(W)×38(H)
Weight	About 1KG

System connection diagram

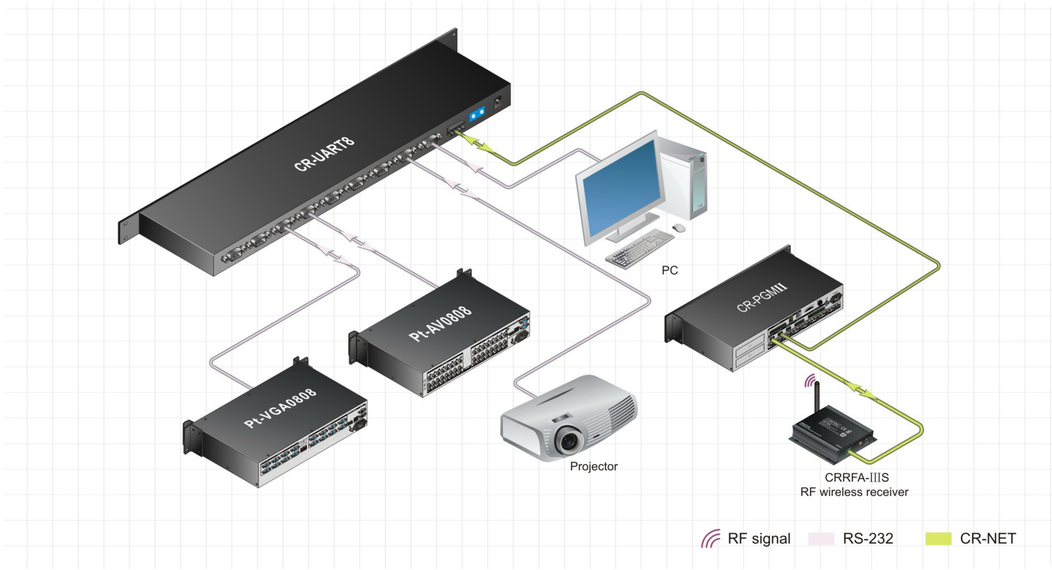

CRRFA-IIIS

RF wireless receiver

CRRFA-IIIS

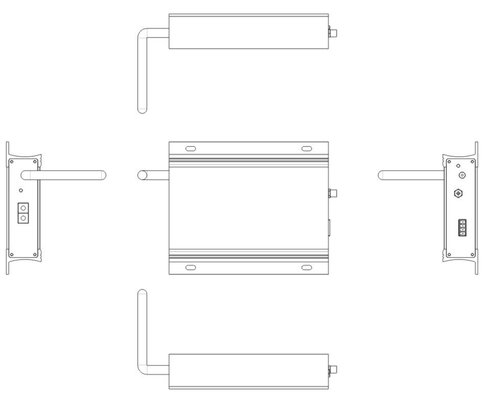

Size（mm）：
162. 0（L）X135. 0（W）X35.5（H）

Product overview

CRRFA-IIIS is a RF-433MHz wireless communication equipment and data transmission equipment, mainly used it to receive wireless touch screen data and then sent to the controller, the controller receives the data and control other peripheral equipment, in order to achieve wireless touch screen's control purposes for other peripherals.

Features

- Adopt RF-433MHz to achieve wireless communication with touch screen.
- Adopt CR-NET bus to communicate with the controller.
- Support CR-NET bus power supply and DC12V supply.
- Maximum barrier-free communication distance is 50m.
- Power indicator light and a status indicator.
- Support various wireless touch screen and support CR-PGM111A controller.

Specifications

The parameter name	CRRFA-IIIS
Parameter type	CRRFA-IIIS
Radio band	433MHz
Communication protocol with host	CR-NET
The static power consumption	0.4W
Maximum barrier-free communication distance	50m
Touch screen support type	CR-Wireless G7C、CR-Wireless G8C、CR-Wireless G7pip、CR-Wireless G8pip
Power supply	CR-NET bus power supply or DC12V power supply

System connection diagram

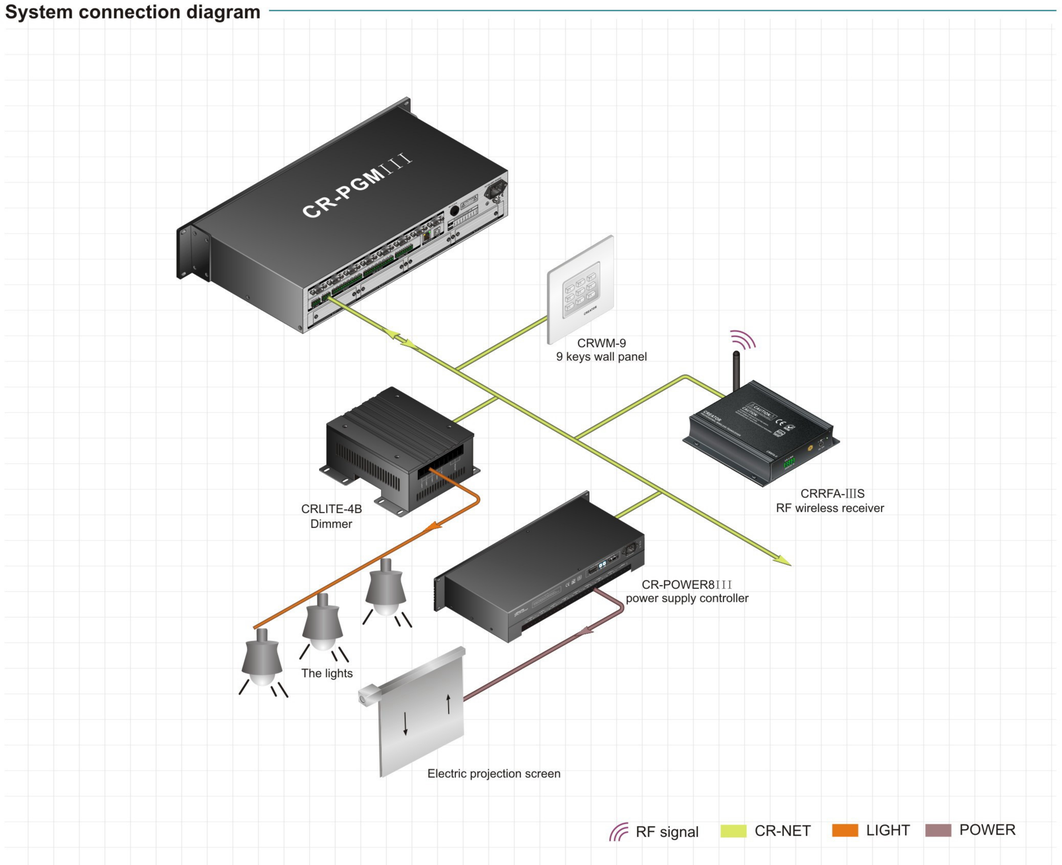

CR-HDMI-PIP

HD audio video transmitter

CR-HDMI-PIP

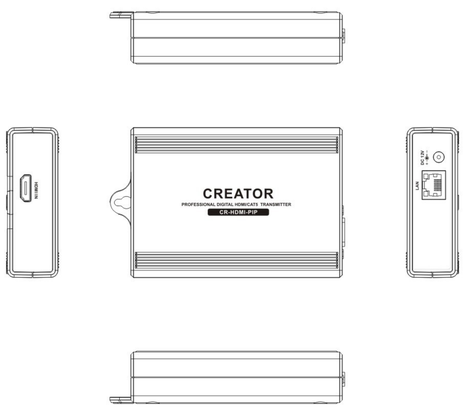

Size（mm）:
133（L）X86（W）X30（H）

Product overview

CR-HDMI-PIP receives HDMI signal from PC/DVD/video player and other audio and video devices. Then it encodes and compresses the video signal it received and transmits them to distant touch panels like CR-WiFi G7S or CR-LAN G7S via a traditional retile.

Features

- Supported resolutions: from 800*600 to 1920*1080; Support Vesa HDTV Standards;
- Specialized formats have been used to compress/decompress the video signals to reduce the transmission bandwidth, ensure A/V play fluency, perfectly reproduce the image, and reduce the delay time.
- Support standard network cable transmission: long distance, and strong anti-interference ability;
- This transmitter has a high integration level, compact design, strong compatibility with other devices, and supports Plug-and-Play function, which is very intuitive and convenient.

Specifications

The parameter name		CR-HDMI-PIP
HDMI input	Signal format	HDMI 1.3a/T.M.D.S, full digital
	Connector	HDMI-A
	Support protocol	HDMI1.3a, HDCP1.3, EDID1.4
	Bandwidth	2.25Gbps, full digital (a total of 6.57Gbps, 2.25Gbps for each color)
	Impedance	Differential 100Ω
	Signal strength	T.M.D.S +/-0.4Vpp
	Maximum/minimum level	T.M.D.S 2.9 V/3.3V
	Input resolution supported	800X600@60Hz 1024X768@60Hz 1280x720@60Hz 1280x768@60Hz 1280x800@60Hz 1280X1024@60Hz 1920X1080@60Hz
Serial port transmission	Connector	Db9 female connector
	Baud rate	115200bps
IR control	Connector	3.5mm headphone socket
	IR frequency	38KHz
CAT5 transmission distance	Connector	High speed Rj45
	Transmission distance	Up to 100m with CAT5e/6 shield wire
Specifications	Power supply	DC 12V
	Power consumption	≤5W
	Temperature	Work temperature: 0℃ ~ +50℃ Storage temperature: -20℃ ~ +70℃
	Humility	Working/storage humility: 10% ~ 90%
	MTBF	30,000 hours
	Warranty	1 year free guarantee, life-long maintenance

System connection diagram

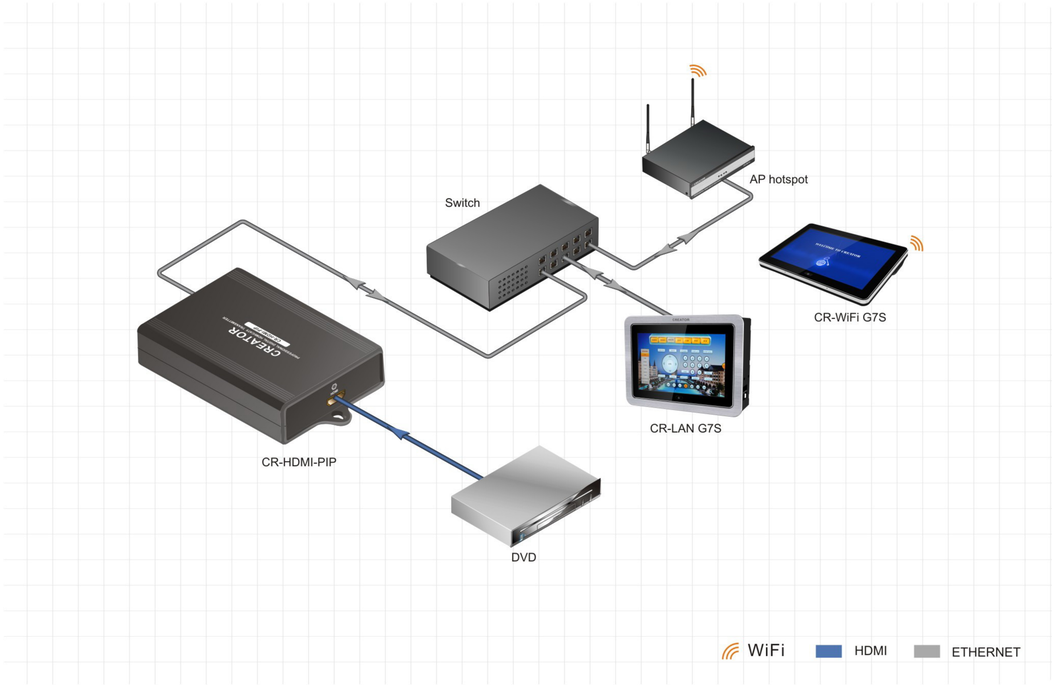

CR-MTSS4

4 ways sensor transmitter

CR-MTSS4

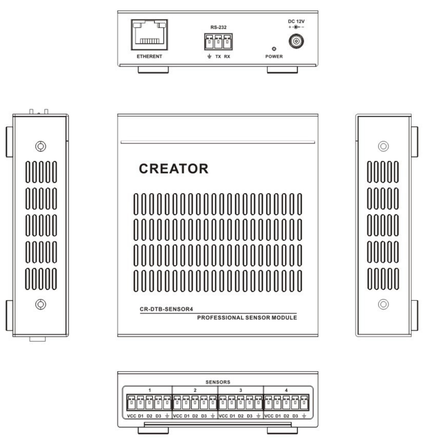

Size（mm）:
100. 0（L)X90. 0(W)X25. 0（H）

Product overview

The CR-MTSS4 is a 4 ways sensor transmitter, which works with a main controller, and can send data via serial port and network bus. It supports connections with sensors of humidity, light, smoke, and human detection. It is used in smart home, boardroom and some industry environment.

Features

- Serial port, network control.
- Maximally support 4 sensors.
- Serial port, network communication.

Specifications

The parameter name	CR-MTSS4
Communication methods	Serial port, network
Sensor types	Humidity, temperature, light, smoke, human detection
Simultaneously supported sensor quantity	4
Power supply	DC12V
Maximum power consumption	3W/12V

System connection diagram

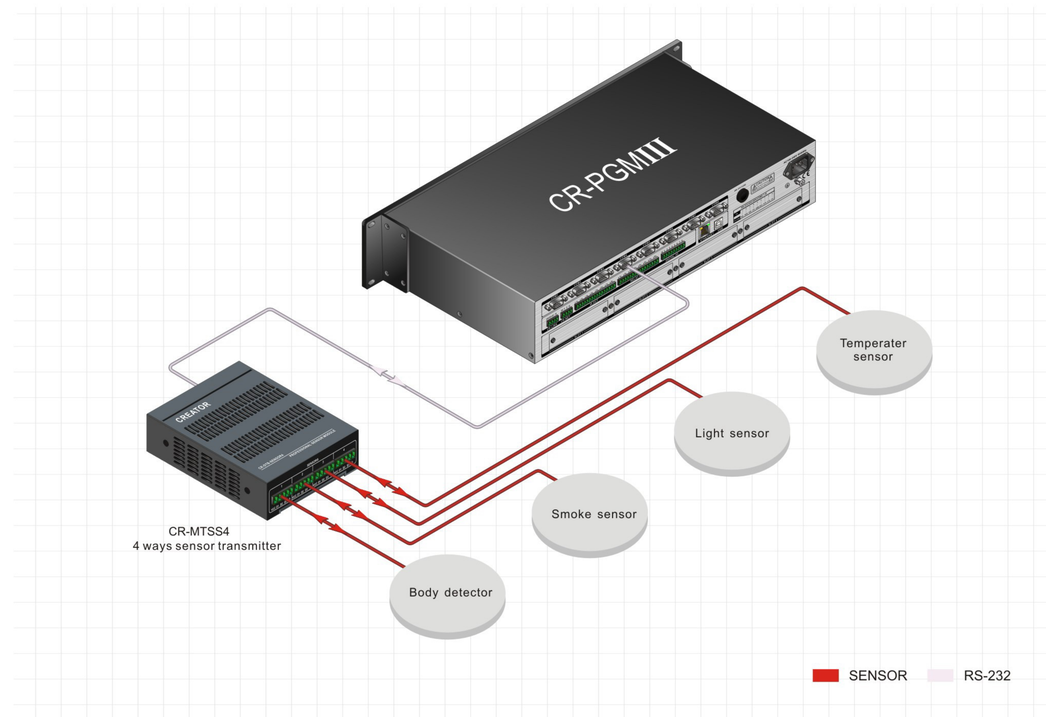

CRWM-4/9

4/9 keys wall panel

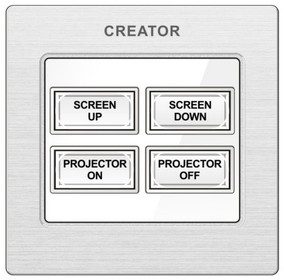

CRWM-4

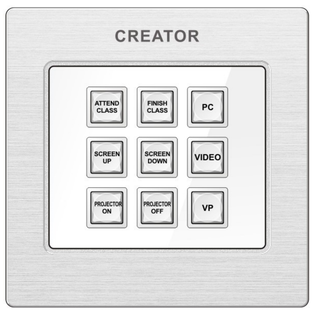

CRWM-9

Product overview

CRWM-4 and CRWM-9 are wall panels supporting CR-NET bus, respectively with 4, 9 customizable pattern mechanical keys. Used with the host controller, they send instructions to control external devices via the host.

Features

- Button, indicator light integration.
- Programme with ThinkControl Builder software.
- Standard electrical box design, suitable for embedded applications in the wall.
- Can install a plurality of same type panels by setying the ID code of product's rear panel.
- Communicate with central controller like CR-PGMⅢ through CR-NET interface.

Specifications

The parameter name	CRWM-4/9
The main type of communication	CR-NET control bus
Command editor	Define key instruction code by programming, implement various logical instructions
Programming environment	ThinkControl Builder programming software
Power supply	DC24V.CR-NET control bus power supply
The static power consumption	＜0.8W
The number of keys	4 (CRWM-9 9)
ID CODE dial switch	You can set the switch ID code by this dial switch
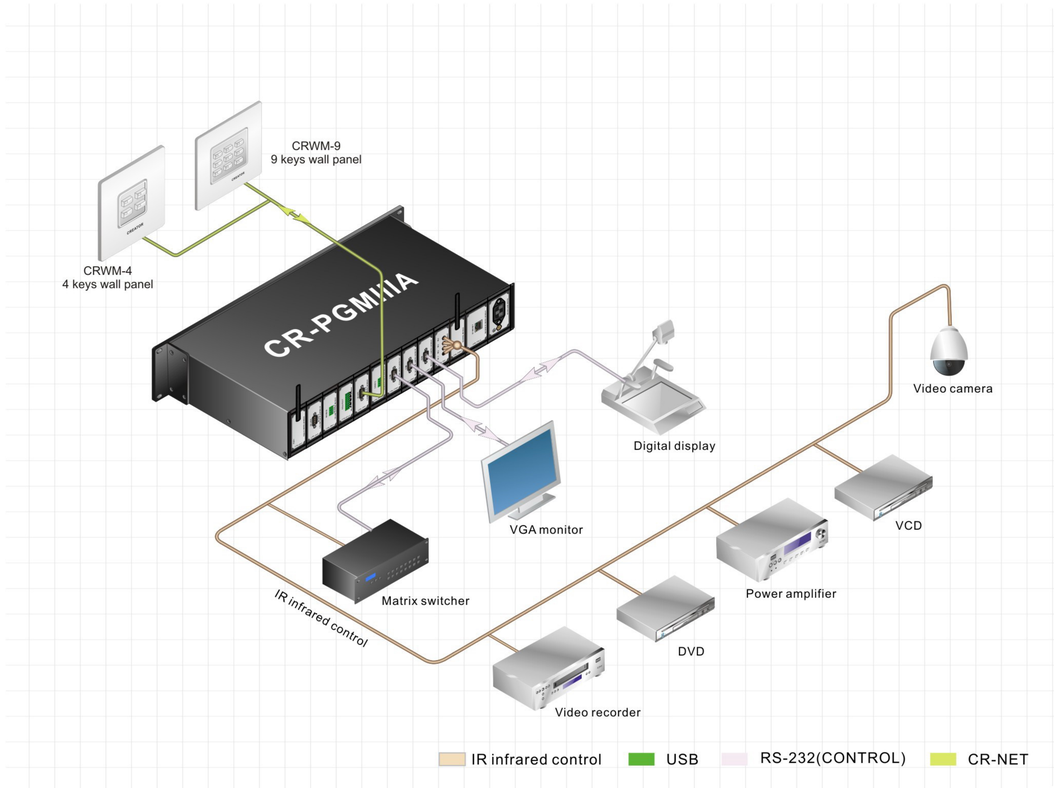
System connection diagram